

■ 1. How to install this software (on Macintosh)

Turn on your Macintosh computer and start OS X. After unzipping downloaded file from website, there is the "SetupC700C7000Utility.pkg" in the folder.

Double-click the " SetupC700C7000Utility.pkg " icon.

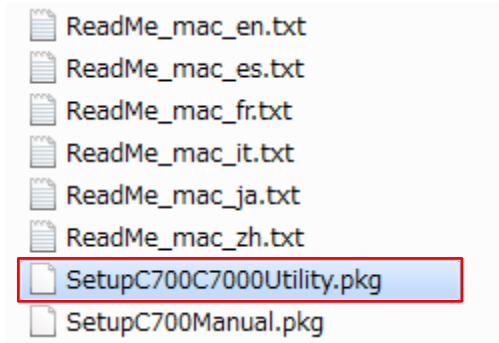


Figure 1. SetupC700C7000Utility.pkg

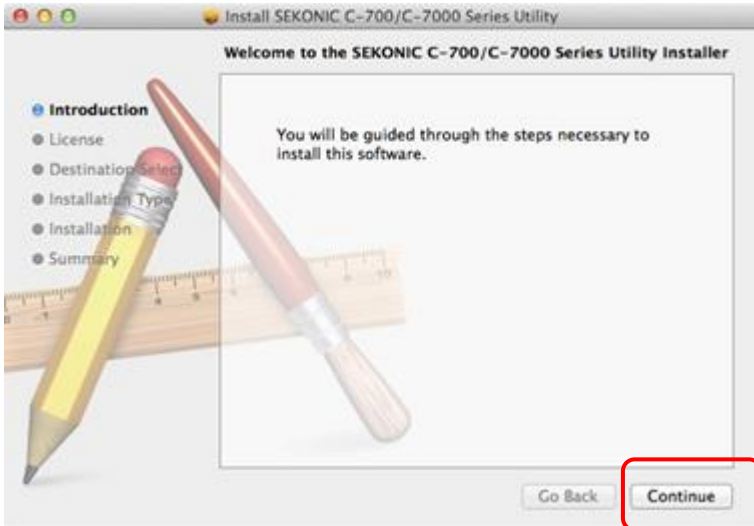


Figure 2. Installer screen on Macintosh

■ 2. How to install C-700 Manual

Double-click the “SetupC700Manual.pkg” in the folder to install the C-700 Manual.

Reference: Use an application that can open PDF files to read the Operating Manual.

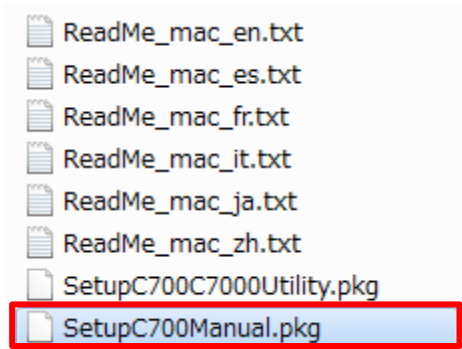


Figure 3. SetupC700Manual.pkg

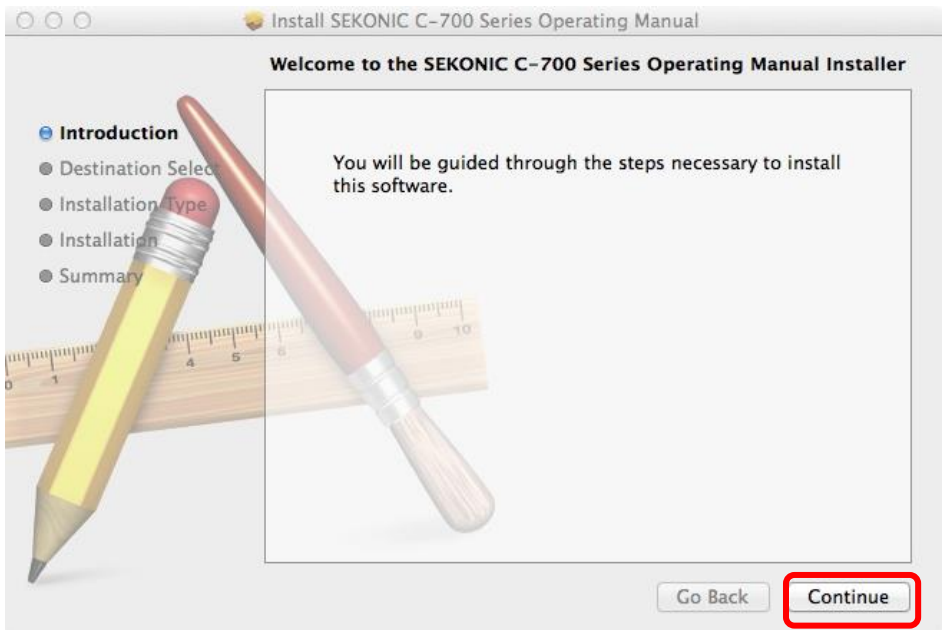


Figure 4. C700 Operating Manual Installer capture